



SCHEDULE FORMING PART OF STATEMENT OF ACCOUNTS FOR THE YEAR ENDING ON 31ST MARCH, 2018

MEWAR UNIVERSITY, CHITTORGARH


SCHEDULE 5 FIXED ASSETS

(Amount in ₹)

Description of the Goods	Rate of Dep.	GROSS BLOCK			DEPRECIATION			NET BLOCK		
		01.04.2017	Before Additions 30/09/17	After Additions 30/09/17	Deduction	31.03.2018	01.04.2017	Additions	Deduction/ Adjustment	31.03.2018
LAND	0%	2,104,453	-	2,104,453	-	-	-	-	2,104,453	2,104,453
BUILDING	10%	525,355,302	-	51,234,515	-	2,421,047,600	343,186,444	-	334,485,057	3,175,691,860
FURNITURE & FIXTURES	10%	67,166,428	5,926,528	15,102,900	-	2,476,653,780	538,780,303	-	3,035,418,181	4,240,000,500
CANTEEN & MESS EQUIPMENT	15%	6,202,787	-	-	-	352,348,900	401,895	-	392,535,840	2,679,298
GENSET & ELECTRICAL INSTALLATION	15%	9,393,067	-	6,779	-	5,433,898	594,892	-	6,028,790	39,591,690
AIRCOOLING & REFRIGERATION	15%	9,039,640	-	28,100	-	474,648,600	6,481,888	-	539,467,400	3,673,066
LIBRARY BOOKS	10%	12,131,229	8,945,000	11,211,686	-	481,113,300	2,187,094	-	6,998,227	2,528,968,880
LAB. EQUIPMENT	15%	35,065,653	563,785	1,212,151	-	2,084,750,600	23,082,201	-	2,315,570,700	1,368,588,200
COMPUTER & ACCESSORIES	40%	21,660,147	4,757,780	5,467,064	-	2,095,530,700	32,784,610	-	2,423,376,800	765,122,300
WATER PUMPS & MOTORS	10%	330,853	27,316	-	-	1,039,400	25,423	-	1,293,630	22,880,600
OFFICE EQUIPMENT	15%	4,209,782	63,000	17,990	-	2,070,412	331,705	-	2,402,117	1,888,655
GYM & SPORTS	15%	1,436,458	-	-	-	892,299	81,624	-	973,923	462,535
VEHICLES	15%	9,897,719	1,771,192	8,800	-	4,892,797	1,017,077	-	5,909,874	576,783,700
TOTAL		703,993,518	22,089,480	84,255,106	0	3,008,297,600	5,078,100,700	0	3,516,107,680	4,587,735,300

WORK IN PROGRESS:

Particulars	Rate of Dep.	GROSS BLOCK			
		01.04.2016	Additions	Deduction	31.03.2017
Building Under Construction	0%	17,820,411	1,01,06,590	0	2,79,27,000
MBA Blocks	0%	0	0	0	0
ERP	0%	935,000	3,00,000	0	1,23,50,000
TOTAL		27,170,411	1,31,06,590	0	4,02,77,000



FINANCE OFFICER
MEWAR UNIVERSITY
Gangrar, Distt. Chittorgarh-312901

Registrar
Mewar University
Gangrar, (Chittorgarh)



SCHEDULE FORMING PART OF STATEMENT OF ACCOUNTS FOR THE YEAR ENDING ON 31ST MARCH, 2019


MEWAR UNIVERSITY, CHITTORGARH

SCHEDULE 5 FIXED ASSETS

Description of the Goods	Rate of Dep.	GROSS BLOCK				DEPRECIATION				NET BLOCK	
		01.04.2018	Before Additions 30/09/18	After Additions 30/09/18	Deduction	01.04.2018	Additions	Deduction/ Adjustment	31.03.2019	31.03.2019	31.03.2018
LAND	0%	2,104,453	-	-	-	-	-	-	-	2,104,453	2,104,453
BUILDING	10%	576,589,817	10,966,859	31,521,259	-	2,421,047,600	36,121,255	2,782,260,15	3,408,19,20	3,448,505,7	
FURNITURE & FIXTURES	10%	88,195,856	5,518,572	12,147,771	-	3,035,4181	694,3413	3,729,7594	6,856,4605	5,784,1675	
CANTEEN & MESS EQUIPMENT	15%	6,202,787	-	-	-	3,923,384	341,610	4,266,994	1,935,793	2,277,403	
GENSET & ELECTRICAL INSTALLATION	15%	9,399,846	-	552,000	-	6,028,790	547,058	6,575,848	3,375,998	3,371,056	
AIRCooling & REFRIGERATION	15%	9,067,740	9,000	32,300	-	539,674	554,732	594,906	3,159,634	3,673,066	
AIRCRAFT	15%	-	944,000	159,300	-	0	153,548	153,548	949,752	0	
LIBRARY BOOKS	10%	32,287,915	3,903,078	12,106,045	-	6,998,227	352,479	10,522,806	3,777,4232	2,528,9688	
LAB. EQUIPMENT	15%	36,841,589	75,485	554,039	-	2,315,707	2,105,758	2,526,1465	1,220,9648	1,368,5882	
COMPUTER & ACCESSORIES	40%	31,884,991	274,099	10,551,042	-	2,423,768	5,280,337	2,951,4105	1,319,6027	7,651,223	
WATER PUMPS & MOTORS	10%	358,169	-	-	-	1,293,63	2,2881	1,522,44	2,059,25	2,288,06	
OFFICE EQUIPMENT	15%	4,290,772	13,500	22,500	-	2,402,117	28,7011	2,689,128	1,637,644	1,888,655	
GYM & SPORTS	15%	1,436,458	898,446	-	-	973,923	204,147	1,178,070	1,156,834	4,62,335	
VEHICLES	15%	11,677,711	306,100	-	539,777	5,909,874	830,124	6,231,964	5,192,070	5,76,7837	
TOTAL		810,338,104	22,909,139	67,646,256	539,777	35,161,0768	5,691,6453	40,803,9187	49,231,4535	48,872,7336	

WORK IN PROGRESS :

Particulars	Rate of Dep.	GROSS BLOCK			
		01.04.2018	Additions	Deduction	31.03.2019
Building Under Construction	0%	27,92,700	85,95,189	11,05,1759	33,61,30
Furniture & Fixtures	0%	0	21,47,771	21,47,771	0
ERP	0%	1,23,50,000	1,47,200	0	1,38,22,00
TOTAL		40,27,700	1,08,90,160	13,19,95,30	17,18,330



[Handwritten Signature]

FINANCE OFFICER
MEWAR UNIVERSITY
Gangrar, Distt: Chittorgarh- 312905

[Handwritten Signature]
Registrar
Mewar University
(Chittorgarh)



MEWAR UNIVERSITY, CHITTORGARH


SCHEDULE FORMING PART OF STATEMENT OF ACCOUNTS FOR THE YEAR ENDING ON 31ST MARCH, 2020

SCHEDULE 5 FIXED ASSETS

Description of the Goods	Rate of Dep.	GROSS BLOCK			DEPRECIATION			NET BLOCK		
		01.04.2019	Additions	Deduction	01.04.2019	Additions	Deduction/Adjustment	31.03.2020	31.03.2020	31.03.2019
LAND	0%	2,104,453	30,09,19	30,09,19	-	-	-	-	2,104,453	2,104,453
BUILDING	10%	619,077,935	40,657,850	10,003,417	278,226,015	38,654,148	-	316,880,163	352,919,039	340,851,920
FURNITURE & FIXTURES	10%	105,862,199	4,289,770	7,352,681	37,297,594	7,653,072	-	44,950,666	72,553,984	68,564,605
CANTEEN & MESS EQUIPMENT	15%	6,202,787	-	-	4,266,994	290,369	-	4,557,363	1,645,424	1,935,793
GENSET & ELECTRICAL INSTALLATION	15%	9,951,846	-	-	6,575,848	506,400	-	7,082,248	2,869,598	3,375,998
AIRCOOLING & REFRIGERATION	15%	9,109,040	583,680	272,080	5,949,406	581,903	-	6,531,309	3,433,491	3,159,634
AIRCRAFT	15%	1,103,300	-	-	153,548	142,463	-	296,011	807,289	949,732
LIBRARY BOOKS	10%	48,297,038	9,830,925	7,341,072	10,522,806	5,127,569	-	15,650,375	49,818,660	37,774,232
LAB. EQUIPMENT	15%	37,471,113	1,286,054	1,472,992	25,261,465	2,134,830	-	27,396,295	12,252,755	12,209,648
COMPUTER & ACCESSORIES	40%	42,710,132	215,892	3,754,000	29,514,105	6,115,568	-	35,629,673	11,050,351	13,196,027
WATER PUMPS & MOTORS	10%	358,169	26,500	-	152,244	23,243	-	175,487	209,182	205,925
OFFICE EQUIPMENT	15%	4,326,772	204,526	763,625	2,689,128	333,597	-	3,022,725	2,272,198	1,637,644
GYM & SPORTS	15%	2,334,904	-	-	1,178,070	173,525	-	1,351,595	983,309	1,156,834
VEHICLES	15%	11,444,034	1,422,530	-	6,251,964	732,802	-	5,834,044	5,303,268	5,192,070
TOTAL		900,353,722	58,517,727	31,019,867	2,310,361	987,580,955	1,113,712	469,357,954	518,223,001	492,314,535

WORK IN PROGRESS:

Particulars	Rate of Dep.	GROSS BLOCK		
		01.04.2019	Additions	Deduction
Building Under Construction	0%	336,130	6,694,340	6,305,920
Furniture & Fixtures	0%	1,382,200	925,171	925,171
ERP	0%	1,718,330	649,000	-
TOTAL		1,718,330	8,268,511	7,231,091



FINANCE OFFICER
MEWAR UNIVERSITY
Bansagar, Distt: Chittorgarh- 312004

Registrar
Mewar University
Bansagar, (Chittorgarh)



MEWAR UNIVERSITY, CHITTORGARH

SCHEDULE FORMING PART OF STATEMENT OF ACCOUNTS FOR THE YEAR ENDING ON 31ST MARCH, 2021

SCHEDULE 5 FIXED ASSETS

Description of the Goods	Rate of Dep.	GROSS BLOCK			DEPRECIATION		NET BLOCK						
		01.04.2020	Before Additions 30/09/20	After Additions 30/09/20	Deduction	31.03.2021	01.04.2020	Additions	Deduction/Adjustment	31.03.2021	31.03.2021	31.03.2020	
LAND	0%	2,104,453	-	-	-	-	-	-	-	-	2,104,453	-	2,104,453
BUILDING	10%	683,446,602	-	46,288,676	316,880,163	38,971,078	-	355,851,241	-	373,884,037	366,566,439	-	366,566,439
FURNITURE & FIXTURES	10%	125,891,345	-	14,314,869	44,950,666	8,809,811	-	53,760,477	-	86,445,737	80,940,679	-	80,940,679
CANTEN & MESS EQUIPMENT	15%	6,202,787	-	-	4,557,363	246,814	-	4,804,177	-	1,398,610	1,645,424	-	1,645,424
GENSET & ELECTRICAL INSTALLATION	15%	9,951,846	-	-	7,082,248	430,440	-	7,512,688	-	2,439,158	2,869,598	-	2,869,598
AIRCOOLING & REFRIGERATION	15%	9,964,800	-	-	6,531,309	515,024	-	7,046,333	-	2,918,467	3,433,491	-	3,433,491
AIRCRAFT	15%	1,103,300	-	-	296,011	121,093	-	417,104	-	686,196	807,289	-	807,289
LIBRARY BOOKS	10%	65,469,035	-	8,845,960	15,650,375	6,246,481	-	21,896,856	-	60,018,510	49,818,660	-	49,818,660
LAB. EQUIPMENT	15%	39,649,050	-	879,124	27,396,295	1,903,848	-	29,300,143	-	11,228,031	12,252,755	-	12,252,755
COMPUTER & ACCESSORIES	40%	24,645,929	-	452,042	35,629,673	(3,097,076)	-	32,532,597	-	(1,856,600)	(10,983,744)	-	(10,983,744)
WATER PUMPS & MOTORS	10%	384,669	-	-	175,487	20,918	-	196,405	-	188,264	209,182	-	209,182
OFFICE EQUIPMENT	15%	5,294,923	-	773,604	3,022,725	515,861	-	3,538,586	-	3,316,481	2,272,198	-	2,272,198
GYM & SPORTS	15%	2,334,904	-	-	1,351,595	147,496	-	1,499,091	-	835,813	983,309	-	983,309
VEHICLES	15%	11,137,312	-	1,385,000	5,834,044	899,365	-	6,733,409	-	5,788,903	5,303,268	-	5,303,268
TOTAL		987,580,955	10,071,606	76,832,606	469,357,954	55,731,153	-	525,089,107	-	549,396,060	518,223,001	-	518,223,001

WORK IN PROGRESS :

Particulars	Rate of Dep.	GROSS BLOCK			31.03.2021
		01.04.2020	Additions	Deduction	
Building Under Construction	0%	724,550	4,509,421	4,248,927	985,044
Furniture & Fixtures	0%	-	182,983	182,983	-
ERP	0%	2,031,200	708,000	-	2,739,200
TOTAL		2,755,750	5,400,404	4,431,910	3,724,244



FINANCE OFFICER
MEWAR UNIVERSITY
 Gangar, Dist. Chittorgarh- 312801

Registrar
 Mewar University
 Chittorgarh



MEWAR UNIVERSITY, CHITTORGARH


SCHEDULE FORMING PART OF STATEMENT OF ACCOUNTS FOR THE YEAR ENDING ON 31ST MARCH 2022

SCHEDULE 5 FIXED ASSETS

Description of the Goods	Rate of Dep.	GROSS BLOCK				DEPRECIATION		NET BLOCK				
		01.04.2021	Additions Before 30/09/21	After 30/09/21	Deduction	31.03.2022	01.04.2021	Additions	Deduction/ Adjustment	31.03.2022	31.03.2022	31.03.2021
LAND	0%	2,104,453	-	-	-	2,104,453	-	-	-	2,104,453	-	2,104,453
BUILDING	10%	729,735,278	-	43,468,360	-	773,203,638	355,851,241	39,561,322	-	395,413,063	377,790,575	373,884,037
FURNITURE & FIXTURES	10%	140,206,214	10,458,780	11,789,450	-	162,454,444	53,760,477	10,279,924	-	64,040,401	98,414,043	86,445,737
CANTEEN & MESS EQUIPMENT	15%	6,202,787	-	-	-	6,202,787	4,804,177	209,192	-	5,013,969	1,188,818	1,398,610
GENSET & ELECTRICAL INSTALLATION	15%	9,951,846	-	-	-	9,951,846	7,512,688	365,374	-	7,878,562	2,073,284	2,439,158
AIRCOOLING & REFRIGERATION	15%	9,964,800	-	-	-	9,964,800	7,046,333	437,170	-	7,484,103	2,480,697	2,918,467
AIRCRAFT	15%	1,103,300	-	-	-	1,103,300	417,104	102,929	-	520,033	583,267	686,196
LIBRARY BOOKS	10%	81,915,366	9,345,990	8,564,754	-	99,826,110	21,896,856	7,364,888	-	29,261,544	70,564,566	60,018,510
LAB. EQUIPMENT	15%	40,528,174	205,202	258,049	-	40,991,425	29,300,143	1,734,339	-	31,034,482	9,956,943	11,228,031
COMPUTER & ACCESSORIES	40%	30,675,997	565,622	7,317,980	-	38,559,599	32,532,597	947,105	-	33,479,802	5,079,797	(1,856,600)
WATER PUMPS & MOTORS	10%	384,669	-	35,950	-	420,619	196,405	20,424	-	217,029	203,590	188,264
OFFICE EQUIPMENT	15%	6,855,067	-	1,644,222	-	8,499,289	3,538,586	620,89	-	4,159,375	4,339,914	3,316,481
GYM & SPORTS	15%	2,334,904	-	-	-	2,334,904	1,499,091	125,172	-	1,624,463	710,441	835,813
VEHICLES	15%	12,522,312	-	-	-	12,522,312	6,733,409	868,335	-	7,601,744	4,920,568	5,788,903
TOTAL		1,074,485,167	20,575,594	73,078,765	-	1,168,139,526	525,089,107	62,639,163	-	587,728,570	580,410,956	549,396,060

WORK IN PROGRESS :

Particulars	Rate of Dep.	GROSS BLOCK			
		01.04.2021	Additions	Deduction	31.03.2022
Building Under Construction	0%	985,044	164,086	-	1,149,130
Furniture & Fixtures	0%	-	-	-	-
New Hospital	0%	-	2,852,711	-	2,852,711
ERP	0%	2,739,200	708,000	3,447,200	-
TOTAL		3,724,244	3,724,797	3,447,200	4,001,841



FINANCE OFFICER
MEWAR UNIVERSITY
 Chittorgarh-312001

Registrar
 Mewar University
 Chittorgarh